

Diver Platform® Inventory Advisor® for Supply Chain



Control Costs & Capture Revenue

The Challenge

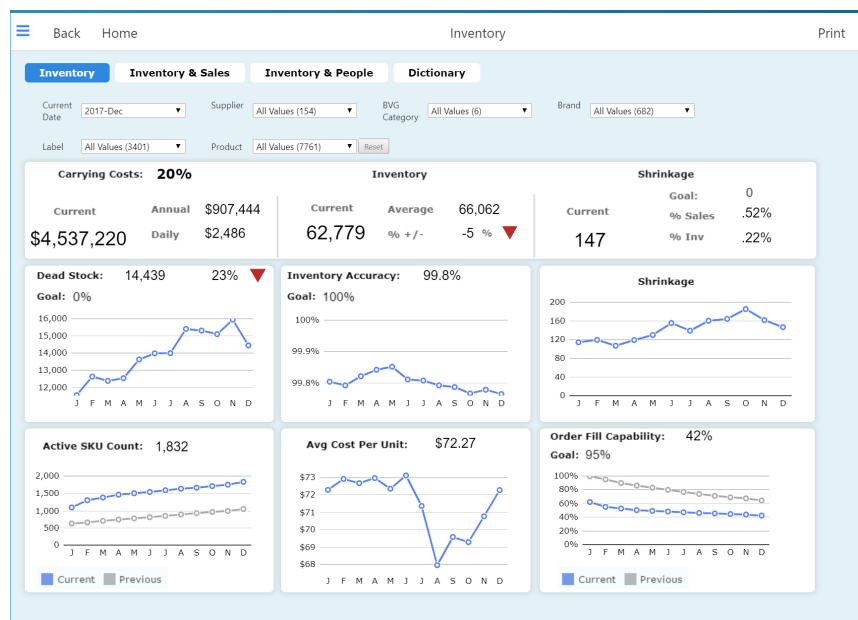
Inventory is important to understand, track, and manage — it is one of the primary ingredients of any distribution company. Without an accurate grasp of what inventory is costing the company and returning in revenue, the company is at risk of failing.

The Solution: Inventory Advisor

To overcome inventory challenges, Dimensional Insight has created Inventory Advisor. This product sheet gives an overview of what Inventory Advisor tracks.

Inventory Dashboard

- **Inventory Carrying Costs** are displayed as a percentage along with Current Inventory and include the detailed make-up of the carrying cost:
 - Lost Opportunity
 - Facility Storage
 - Service
 - Risk Costs like Shrinkage, Spoilage, etc.
- **Shrinkage and Shrinkage** Percentages are displayed as a straight number and percentage, with a graph showing value over time.
- **Average Cost Per Unit** is displayed as a straight number with a graph showing value over time.



Inventory & Sales Dashboard

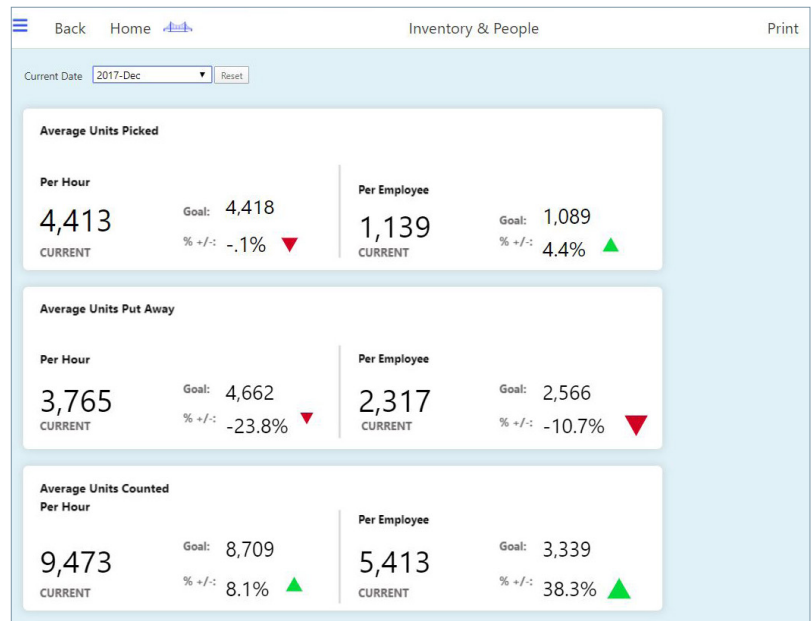
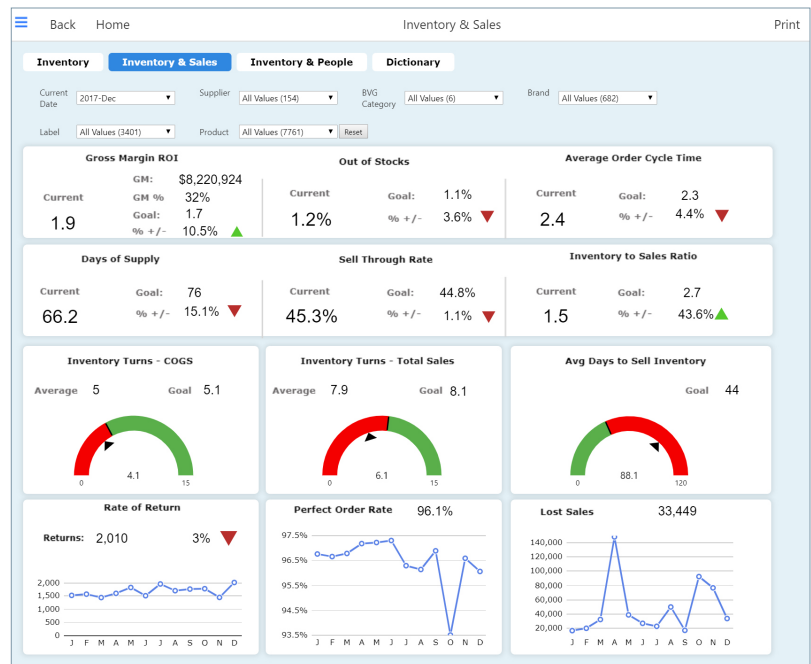
- **Gross Margin Return on Investment** is an inventory profitability evaluation ratio that analyzes the company's ability to turn inventory into cash above the cost of the inventory.
- **Rate of Return** shows the percentage of orders that are returned and need to be restocked. This can be configured to track why the orders were returned if the customer tracks the reasons.
- **Sell Through Rate** is a comparison of the amount of inventory against what is actually sold.
- **Lost Sales** shows how much money the company is losing when a product is out-of-stock.

Inventory & People Dashboard

- **Average Units Picked** is used to show how the company performed pulling and shipping products.
- **Average Units Put Away** shows how the company performed receiving and placing product in the warehouse.

Dashboard Capabilities

- Predefined drill paths are not necessary. Drill down to additional detail data from any dashboard indicator.
- Utilize dashboard metrics that meet project, departmental, or organizational information requirements.
- Download dashboard metrics, charts, and data to MS Excel®, PowerPoint®, or Adobe® PDF documents.



About Dimensional Insight

Dimensional Insight is a leading provider of integrated business intelligence and performance management solutions. Our mission is to make organizational data accessible and usable so everyone from analysts to line of business users can get the information they need to make informed, data-driven decisions.

supplychain.ds.inventory.advisor.06.18.20.rw



60 Mall Road
Burlington, MA 01803
t: 781.229.9111
www.dimins.com

© 2024 Dimensional Insight, DiveTab, and the Dimensional Insight logo are trademarks of Dimensional Insight, Inc.